

ISLANDER SERIES

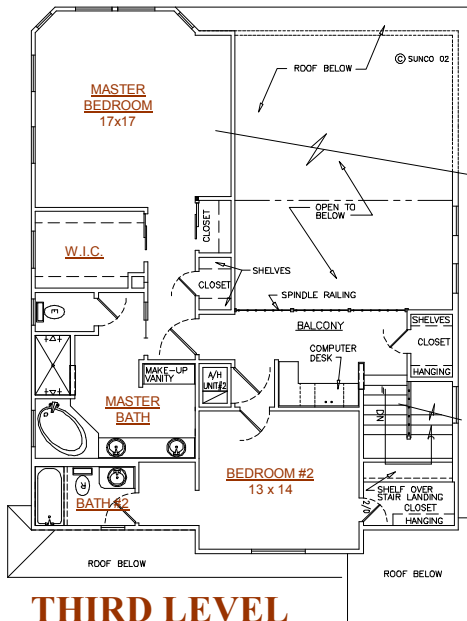
The ISLANDER 3376

	FLR 1	FLR 2	FLR 3	TOTAL	SF
AIR CONDITIONED AREA	118	1,562	1,124	2,804	SF
PORCHES & DECKS	572			572	SF
GARAGE & STORAGE	870			870	SF
TOTALS	1,560	1,562	1,124	4,246	SF

4 BEDROOM * 3 BATH

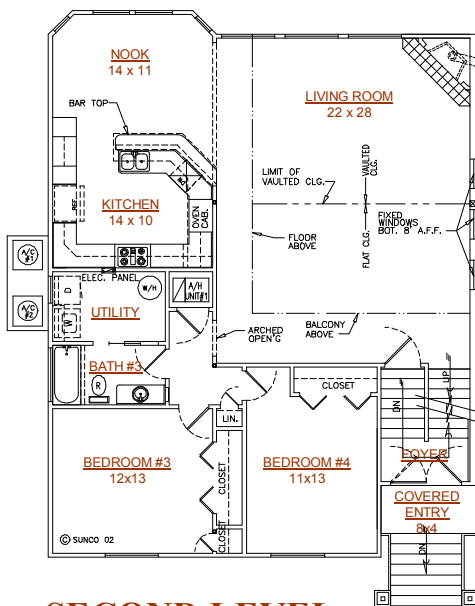


FRONT ELEVATION



THIRD LEVEL

- THERE ARE SEVERAL EXTERIOR ELEVATIONS AVAILABLE FOR THIS PLAN FROM A FLORIDA STYLE "KEY WEST", TO A STately "COLONIAL" STYLE, TO THE LIMITS OF YOUR IMAGINATION!!!
- MOST PLANS ARE AVAILABLE WITH 3 ENTRY LOCATION OPTIONS: FIRST FLOOR, SPLIT ENTRY, OR SECOND FLOOR.
- KITCHENS, UTILITY ROOMS, ETC. ARE INTERCHANGEABLE AMONG MOST MODELS AND OTHER SERIES.
- THESE DRAWINGS DEPICT THE ARTIST'S INTERPRETATIONS AND MAY INCLUDE ADDITIONS OR OPTIONS NOT PART OF OUR STANDARD OFFERING.
- THESE PLANS AND ELEVATIONS ARE PRELIMINARY. ACTUAL CONSTRUCTION MAY VARY.

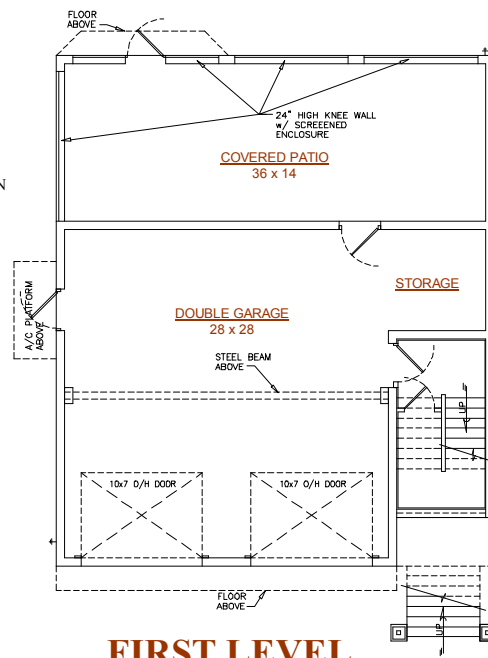


SECOND LEVEL

BUILDING DIMENSIONS

WIDTH: 36'-0"
DEPTH: 42'-0"

FIRST FLOOR ENTRY OPTION
A-ZONE FOUNDATION OPTION



FIRST LEVEL



the DRAFTING SHOPPE